

## **MSP POWERPOINT SLIDE NOTES**

Slide 1 - of 29

The slide features a light gray background with a large, faint watermark of a shield. In the top left corner is the CMS logo, and in the top right corner is the COB&R logo, which includes the text "Coordinator of Benefits and Recovery". The main title is centered in a large, bold, black font. At the bottom left, there is a small text block containing version information and a disclaimer.

**CMS**

**COB&R**  
Coordinator of  
Benefits and Recovery

# Medicare Secondary Payer Recovery Portal (MSPRP) Conditional Payments

Version 3.5, 10/10/2016  
Note: CMS reserves the right to modify this presentation. To ensure you have the most current version, verify that the version and date on this page match the version and date on the corresponding page of the PDF currently available on: <http://go.cms.gov/misprp>

**Slide notes**

Welcome to the Medicare Secondary Payer Recovery Portal (MSPRP) Conditional Payments course.

As a reminder, you may view the slide number you are on by clicking on the moving cursor.

Additionally, you can view the narration by clicking the [CC] button in the lower right hand corner of the screen.

Slide 2 - of 29

## Disclaimer

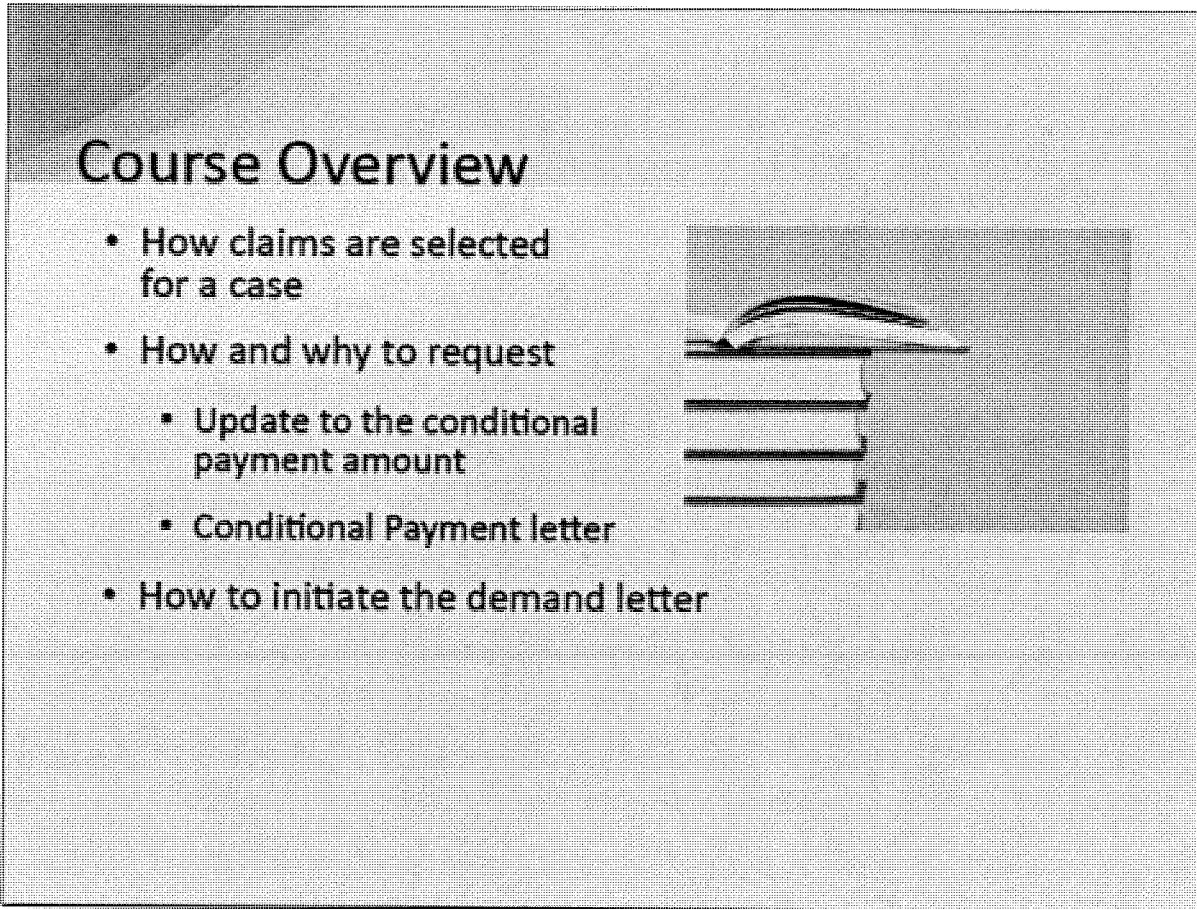
While all information in this document is believed to be correct at the time of writing, this Computer Based Training (CBT) is for educational purposes only and does not constitute official Centers for Medicare & Medicaid Services (CMS) instructions. All affected entities are responsible for following the instructions found in the MSPRP User Manual found at the following link:  
<http://www.cob.cms.hhs.gov/MSPRP/>.

### Slide notes

While all information in this document is believed to be correct at the time of writing, this Computer Based Training (CBT) is for educational purposes only and does not constitute official Centers for Medicare & Medicaid Services (CMS) instructions.


All affected entities are responsible for following the instructions found in the MSPRP User Manual found at the following link: <http://www.cob.cms.hhs.gov/MSPRP/>.

Slide 3 - of 29



**Course Overview**

- How claims are selected for a case
- How and why to request
  - Update to the conditional payment amount
  - Conditional Payment letter
- How to initiate the demand letter



**Slide notes**

This course will provide background information on how claims are selected for a case.

It will clarify how and why a user would request an update to the conditional payment amount and/or request a copy of the Conditional Payment letter.


It will also show how to initiate the demand letter early for cases where the Conditional Payment Notice has been issued.

Slide 4 - of 29

# Case Recovery

## Rights and Responsibilities Letter

- Sent to beneficiary when Medicare first learns of a case
- Confirms that an MSP recovery case has been established
- Needed to access/retrieve cases on the MSPRP
  - Includes Case ID

**Slide notes**

When Medicare first learns of a case, the Rights and Responsibilities letter is sent to the beneficiary.

The letter confirms that a Medicare Secondary Payer (MSP) recovery case has been established and educates the recipient about Medicare's right of recovery.


Note: To access/retrieve cases on the MSPRP, you will need the Case ID.

The Case ID is a 15 digit number located on any case specific correspondence received from Medicare such as the Rights and Responsibilities Letter or Conditional Payment Letter.

Slide 5 - of 29

## Case Recovery

Identify the conditional payments paid by Medicare that are being claimed and/or released with respect to the



from the date of incident through the date of settlement, judgment, award, or other payment

Conditional payments are identified based on a number of criteria including ICD-9 or ICD-10 Diagnosis Codes and Dates of Service

### Slide notes

Once Medicare has information concerning a potential recovery situation, it will identify the conditional payments paid by Medicare that are being claimed


and/or released with respect to the accident, illness, or other incident from the date of incident through the date of settlement, judgment, award, or other payment.

These conditional payments are identified based on a number of criteria including ICD-9 or ICD-10 (International Classification of Diseases, 9th or 10th revisions) Diagnosis Codes and Dates of Service.


Slide 6 - of 29

## Conditional Payments

Payment made by Medicare for services on behalf of a beneficiary when the primary plan does not pay promptly



Must be repaid to Medicare when a settlement, judgment, award, or other payment is secured



### Slide notes

A conditional payment is a payment made by Medicare for services on behalf of a Medicare beneficiary when there is evidence that the primary plan does not pay promptly.

These payments are referred to as conditional payments because the money must be repaid to Medicare when a settlement, judgment, award, or other payment is secured.

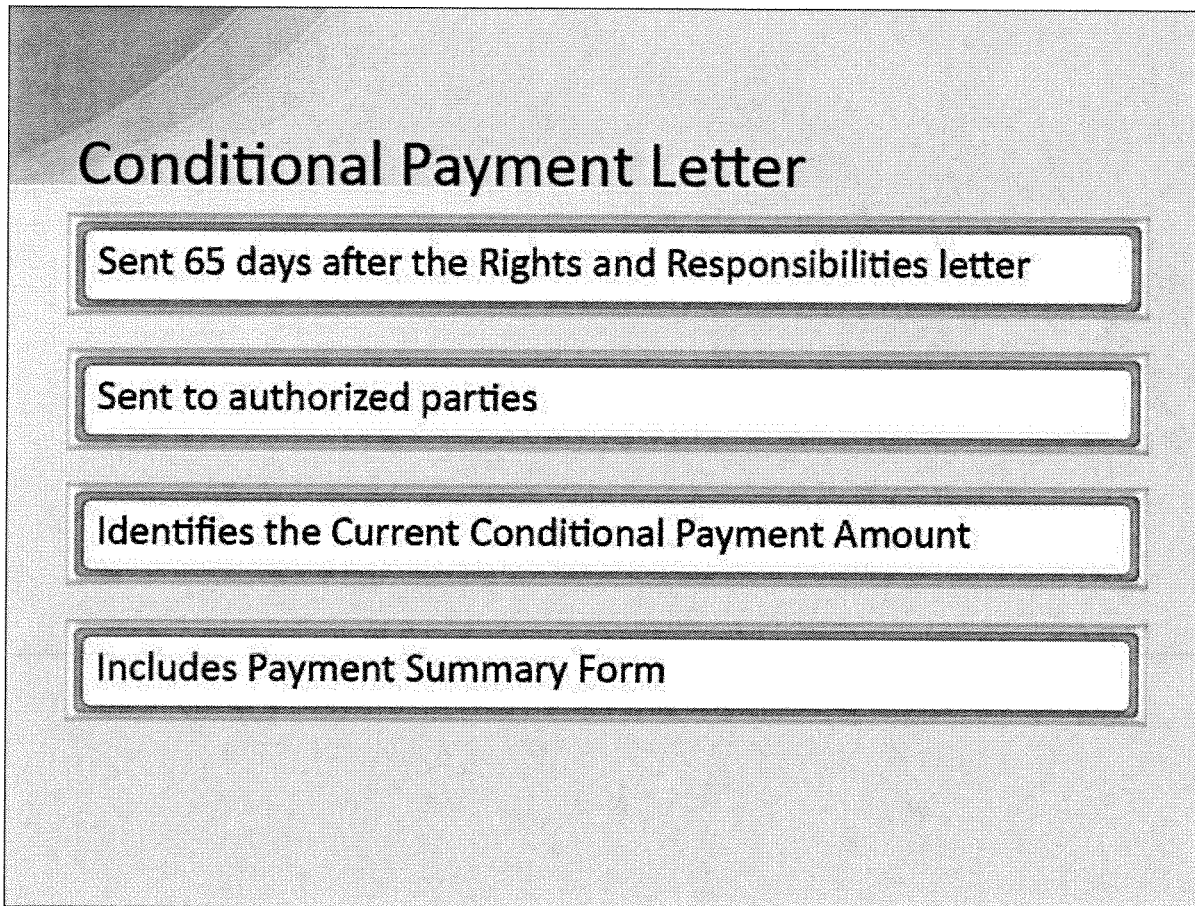
Note: The MSPRP now permits authorized users to notify CMS that a specific case is approaching settlement and request that the case be a part of the Final Conditional Payment process.

For CRC cases, authorized users may request an update to the conditional payment amount.

After a conditional payment notice (CPN) or a conditional payment letter (CPL) has been issued, users may submit unlimited disputes any time prior to the case being demanded.

Further information on this process can be found in Chapter 14 of the MSPRP User Guide.

Slide 7 - of 29



## Conditional Payment Letter

- Sent 65 days after the Rights and Responsibilities letter
- Sent to authorized parties
- Identifies the Current Conditional Payment Amount
- Includes Payment Summary Form

**Slide notes**

Sixty-five days after the Rights and Responsibilities letter is sent, the Conditional Payment letter will be sent to all authorized parties on the case.

This letter identifies the conditional payments that Medicare has made to date that are related to what is being claimed and/or released with respect to the accident, illness, injury, or other incident.

It also identifies the total Current Conditional Payment Amount and includes a Payment Summary Form.

Note: When a case is in the Final CP process and you request a conditional payment letter, electronic or mailed, you will receive either the Notice of Anticipated Settlement Letter or the Final Conditional Payment Letter, depending on the status of your Final CP case.

For CRC cases, users may request an electronic conditional payment letter (eCPL) or a mailed copy of the conditional payment letter.

Additionally, if requested, users will also receive an electronic or mailed version of the "no claims paid" letter for CRC cases where the overpayment amount equals zero.



Slide 8 - of 29

### Payment Summary Form

Oct 20, 2015 12:27 PM

Report Number:												
Beneficiary Name: Last First				Case Type: D - ALTD NO-FAULT								
Beneficiary HICN: xxxxxxxxxxxx				Date of Incident: Oct 20, 2009								
Case ID: xxxxx xxxxx xxxxx												

TOS	ICN	Line	Processing Contractor	Provider Name	ICD Indicator	Diagnosis Codes	From Date	To Date	Total Charges	Reimbursed Amount	Conditional Payment	
40	xxxxxxxxxxxx	0	320	Medical Center	ICD-9	VS417	01/27/2010	01/27/2010	\$239.00	\$37.66	\$37.66	
71	xxxxxxxxxxxx	1	320	Medical Center	ICD-10	S0502	01/27/2010	01/27/2010	\$146.00	\$50.97	\$50.97	
71	xxxxxxxxxxxx	1	320	Medical Center	ICD-10	S0502	01/27/2010	01/27/2010	\$36.00	\$9.78	\$9.78	
Sum of Total Charges:							\$419.00					
Total Conditional Payments:							\$97.51					

\*\*\* Confidential \*\*\*

The documents accompanying this correspondence contain confidential health information that is legally privileged. This information is intended only for the use of the individual or entity named above. The authorized recipient of this information is prohibited from disclosing this information to any other party unless required to do so by law or regulation and is required to destroy the information after its stated need has been fulfilled.

If you are not the intended recipient, you are hereby notified that any disclosure, copying, distribution, or action taken in reliance on the contents of these documents is strictly prohibited. If you have received this information in error, please notify the sender immediately and arrange for the return or destruction of these documents.

Page: 1 of 1

Slide notes

The Payment Summary form lists all of the claims that are included in the Current Conditional Payment Amount. Specific information, such as dates of service and conditional payment amounts will be displayed for each claim listed.

The sum of the amounts included in the conditional payment amount column is the Total Conditional Payments Amount.

Slide 9 - of 29

**Current Conditional Payment Amount**

Interim amount

Medicare may continue to make conditional payments for items and/or services related to the case while the case is pending

**Slide notes**

The Current Conditional Payment Amount is an interim amount.

Medicare may continue to make conditional payments for items and/or services related to the case while the case is pending.

Slide 10 - of 29

## When to Request an Updated Conditional Payment Amount

When the case has settled and you are ready to submit settlement information

- **Conditional payment amount must be updated within 10 calendar days of Submitting Notice of Settlement information**

### Slide notes

You must request an update to the conditional payment amount when the case has settled and you are ready to submit settlement information.

The conditional payment amount must be updated within 10 calendar days of submitting Notice of Settlement information through the MSPRP.

Note: For cases that are in the Final CP process, notice of settlement information must be submitted within 30 calendar days of requesting the Final CP amount.

Authorized users can view read-only settlement information after it has been provided, and update settlement information when they initiate a demand letter.

For more information on the Final Conditional Payment process, as it pertains to Notice of Settlement, see Chapter 14 in the MSPRP User Guide.

Slide 11 - of 29

Print this page
Quick Help : Help About This Page

**Case Information**

<p>Case ID: 20110000000000000000                  Case Type: Liability Insurance                  Case Status: Demand Issued <a href="#">What is this?</a>                  Beneficiary Medicare Number: ****6780A                  Beneficiary DOB: mm/dd/yyyy                  Beneficiary Last Name: Last Name                  Recovery Agent Authorization: Proof of Representation                  Authorization Status: Verified                  Conditional Payment Notice Amount: \$500.00                  Conditional Payment Notice Mail Date: 06/19/2011                  Conditional Payment Notice Response Due Date: 07/31/2011</p>	<p>Rights and Responsibilities Letter Mail Date: 06/01/2010                  Date of Incident: 06/15/2009                  Industry Date of Incident: 06/15/2009 <a href="#">What is this?</a>                  Conditional Payment Letter Mail Date: 06/01/2011                  Current Conditional Payment Amount: \$2300.00                  Conditional Payment Amount Updated on: 06/01/2011                  Demand Letter Mail Date: 06/01/2011                  Demand Amount: \$3754.00</p>
---	---

**Final Conditional Payment Process**

<p>Final Conditional Payment Process Initiated: 01/01/2008                  120 days' Notice of Anticipated Settlement Mail Date: 01/03/2008                  Final Conditional Payment Requested: 01/01/2008 14:55</p>	<p>Request Final Conditional Payment by: 04/03/2008                  Final Conditional Payment Status: Active                  Final Conditional Payment Status Date: 01/01/2008                  Final Conditional Payment Amount: \$3754.00</p>
---	---

**Please select an action from the following list. If the option is disabled (grayed out) it may not be available for the case at this time:**

- View / Request Authorizations
- Request an update to the conditional payment amount [What is this?](#)
- Request an electronic conditional payment letter with Current Conditional Payment Amount [What is this?](#)
- Request a mailed copy of the conditional payment letter [What is this?](#)
- Begin Final Conditional Payment Process and Provide 120 Days' Notice of Anticipated Settlement [What is this?](#)
- Calculate Final Conditional Payment Amount [What is this?](#)
- Request an electronic Dispute Denial for Final Conditional Payment Case Letter with Current Conditional Payment Amount [What is this?](#)
- View / Dispute Claims Listing [What is this?](#)
- View/Provide the Notice of Settlement Information [What is this?](#)
- Initiate Demand Letter [What is this?](#)

Cancel
Cancel

Slide notes

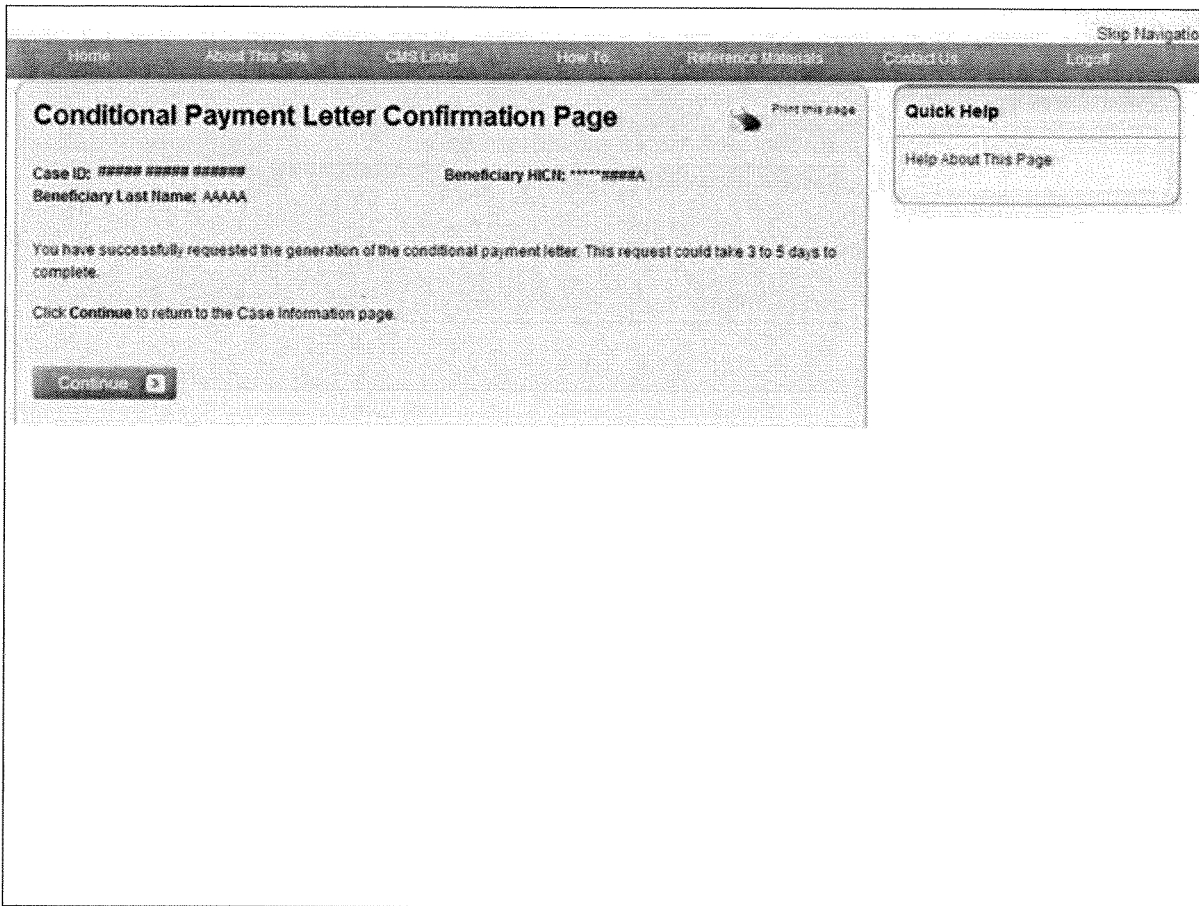
To view the Current Conditional Payment Amount and the Conditional Payment Amount Updated on date, view the Case Information page on the MSPPR.

The MSPPR provides you the ability to retrieve all new, related medical claims that have been paid subsequent to the date indicated in the Conditional Payment Amount Updated on field and calculate a revised Current Conditional Payment Amount.

To do this, select the Request an update to the conditional payment amount action.

Note: This action may only be requested when the Case Status is Open.

## Slide 12 - of 29

**Slide notes**

When the Request an update to the conditional payment amount action has been selected, the Conditional Payment Letter Confirmation Page displays.

This page confirms that you have successfully submitted a request for an updated conditional payment amount.

The Case ID, Beneficiary Last Name, and Beneficiary HICN (Health Insurance Claim Number) for the case are displayed at the top of the page.

The Beneficiary HICN will be partially masked.

The MSPRP will process the request within 3-5 days.

Click [Continue] to return to the Case Information page.

Note: If this action is selected for a case in the Final Conditional Payment (Final CP) process with a Final Conditional Payment Status set to Active, a mailed copy of the Notice of Anticipated Settlement letter and Payment Summary Form will be created instead.

Slide 13 - of 29

## Update Conditional Payment Amount No New Paid Claims

Case Information Page Updates	
Field	Value
Case Status	No change, remain as <i>Open</i>
Current Conditional Payment Amount	No change
Conditional Payment Amount Updated on	Date the request for the updated Conditional Payment Amount was made

**Slide notes**

While the request is being processed, the MSPRP Case Information page will be updated in different ways depending on if there are/are not new paid claims.

These updates will not occur immediately.

If there are no new paid claims, the Case Information page will be updated as follows:

- Case Status will remain Open (no change);
- Current Conditional Payment Amount will not change; and
- Conditional Payment Amount Updated on is revised to reflect the date the request for the updated Conditional Payment Amount was made.

Slide 14 - of 29

## Update Conditional Payment Amount New Paid Claims

- During the claim retrieval/review process

Case Information Page Updates	
Field	Value
<b>Case Status</b>	<i>Claims Retrieval</i>
Current Conditional Payment Amount	May fluctuate (true value not displayed until the Case Status is Open)
Conditional Payment Amount Updated on	May fluctuate (true value not displayed until the Case Status is Open)

**Slide notes**

If there are new paid claims, Medicare will review them to determine if they are related to the case.

During the claim retrieval/review process, the Case Status on the Case Information page is changed to Claims Retrieval.

The Current Conditional Payment Amount and Conditional Payment Amount Updated on may fluctuate.

The true updated values will not be displayed until the Case Status has changed back to Open.

Slide 15 - of 29

## Update Conditional Payment Amount New Paid Claims

- After the claim retrieval/review process is complete

Case Information Page Updates	
Field	Value
Case Status	<i>Open</i>
Current Conditional Payment Amount	Includes all new, related conditional payment amounts through the date reflected in the Conditional Payment Amount Updated on field
Conditional Payment Amount Updated on	Reflects the date the Current Conditional Payment Amount was updated

- Note: A hardcopy letter will not be automatically generated

**Slide notes**

After the retrieval and review process is complete, the Case Information page will be updated as follows:

- Case Status is changed to Open;
- Current Conditional Payment Amount is revised to include all new, related conditional payment amounts through the date reflected in the Conditional Payment Amount Updated on field; and
- Conditional Payment Amount Updated on is revised to reflect the date the Current Conditional Payment Amount was updated.

Note: A hardcopy letter will not be automatically generated after the conditional payment amount is updated.

If you require a hardcopy letter with the updated conditional payment information, select the Request a copy of the conditional payment letter action on the Case Information page after the Current Conditional Payment Amount has been updated.



Slide 16 - of 29

## When to Request a Copy of the Conditional Payment Letter

Request when a written report is required that includes

- Current Conditional Payment Amount
- A listing of claims that comprise that amount



[Print this page](#)

### Slide notes

The Conditional Payment letter may be requested when there is a need for a written report that includes the Current Conditional Payment Amount and/or a listing of claims that comprise that amount.

Please note that a printed copy of the Current Conditional Payment Amount and Conditional Payment Amount Updated on date may be obtained by selecting Print this page on the Case Information page.

Additionally, a printed copy of the claims included in the Current Conditional Payment Amount may be obtained by selecting Print this page on the Claims Listing page.

Slide 17 - of 29

**Request Conditional Payment Letter with Current Conditional Payment Amount**

Allows you to generate a Conditional Payment letter with Medicare's current conditional payment amount

Will not update the Current Conditional Payment Amount prior to the letter being generated

**Slide notes**

The Request a mailed copy of the conditional payment letter action allows you to generate a Conditional Payment letter.

This letter identifies Medicare's Current Conditional Payment Amount as of the date reflected in the Current Conditional Payment Updated on field. This request will not update the Current Conditional Payment Amount.

Slide 18 - of 29

## Request Conditional Payment Letter with Current Conditional Payment Amount

Request can only be performed when

- **Case Status is *Open***
- **Current Conditional Payment Amount is greater than zero**
- **No claims on the Case Listing page are in dispute**

### Slide notes

The Request a mailed copy of the conditional payment letter action can only be performed when:

- Case Status on the Case Information page is Open;
- Current Conditional Payment Amount on the Case Information page is greater than zero; and
- No claims on the Case Listing page are in dispute.

Note: You cannot request a mailed conditional payment letter once a conditional payment notice has been issued (i.e. unless the CPN was issued in error).

A conditional payment notice is issued on a case when settlement information has been received with Medicare and a conditional payment letter has not been issued previously.

Slide 19 - of 29

Print this page
Quick Help : Help About This Page

### Case Information

<p>Case ID: 2011#####                      Case Type: Liability Insurance                      Case Status: Demand Issued <a href="#">What is this?</a>                      Beneficiary Medicare Number: #####-878AA                      Beneficiary DOB: mm/dd/yyyy                      Beneficiary Last Name: Last Name                      Recovery Agent Authorization: Proof of Representation                      Authorization Status: Verified                      Conditional Payment Notice Amount: \$500.00                      Conditional Payment Notice Mail Date: 06/18/2011                      Conditional Payment Notice Response Due Date: 07/31/2011</p>	<p>Rights and Responsibilities Letter Mail Date: 06/01/2010                      Date of Incident: 09/15/2009                      Industry Date of Incident: 09/15/2009 <a href="#">What is this?</a>                      Conditional Payment Letter Mail Date: 06/01/2011                      Current Conditional Payment Amount: \$3754.00                      Conditional Payment Amount Updated on: 06/01/2011                      Demand Letter Mail Date: 06/01/2011                      Demand Amount: \$3754.00</p>
--	---

### Final Conditional Payment Process

<p>Final Conditional Payment Process Initiated : 01/01/2008                      120 days' Notice of Anticipated Settlement Mail Date:01/03/2008                      Final Conditional Payment Requested: 01/01/2008 14:55</p>	<p>Request Final Conditional Payment by: 04/02/2008                      Final Conditional Payment Status: Active                      Final Conditional Payment Status Date: 01/01/2008                      Final Conditional Payment Amount: \$3754.00</p>
---	---

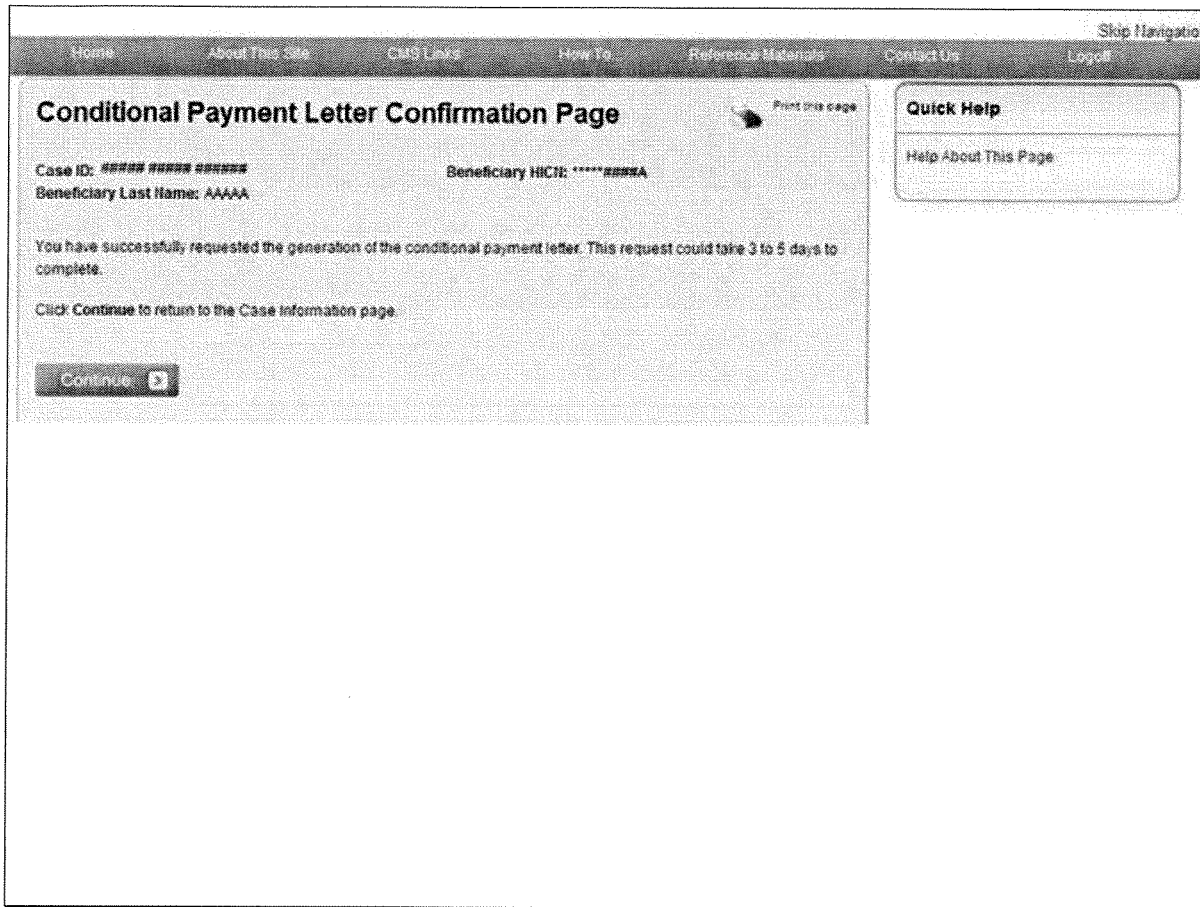
**Please select an action from the following list. If the option is disabled (grayed out) it may not be available for the case at this time:**

- View / Request Authorizations
- Request an update to the conditional payment amount [What is this?](#)
- Request an electronic conditional payment letter with Current Conditional Payment Amount [What is this?](#)
- Request a mailed copy of the conditional payment letter [What is this?](#)
- Begin Final Conditional Payment Process and Provide 120 Days' Notice of Anticipated Settlement [What is this?](#)
- Calculate Final Conditional Payment Amount [What is this?](#)
- Request an electronic Dispute Denial for Final Conditional Payment Case Letter with Current Conditional Payment Amount [What is this?](#)
- View / Dispute Claims Listing [What is this?](#)
- View/Provide the Notice of Settlement Information [What is this?](#)
- Initiate Demand Letter [What is this?](#)

Slide notes

To request a mailed copy of the conditional payment letter, go to the Case Information page on the MSPRP for the case and select the Request a mailed copy of the conditional payment letter action.

## Slide 20 - of 29



The screenshot shows a web page titled "Conditional Payment Letter Confirmation Page". At the top, there is a navigation bar with links: Home, About This Site, GDS Links, How To, Reference Materials, Contact Us, and Logout. A "Skip Navigation" link is also present. The main content area displays the following information:

- Case ID: #####
- Beneficiary Last Name: AAAAA
- Beneficiary HICN: \*\*\*\*\*

Below this information, a message states: "You have successfully requested the generation of the conditional payment letter. This request could take 3 to 5 days to complete." A "Click: Continue" link is provided to return to the Case information page. A "Continue" button is visible at the bottom left. On the right side, there is a "Quick Help" box with a "Help About This Page" link. A "Print this page" link is located near the top right of the main content area.

**Slide notes**

The Conditional Payment Letter Confirmation page displays.

This page confirms that you have successfully submitted a request for a Conditional Payment letter.

The Case ID, Beneficiary Last Name and Beneficiary HICN (Health Insurance Claim Number) for the case are displayed at the top of the page.

Click [Continue] to return to the Case Information page.



Slide 21 - of 29

## Conditional Payment Letter

Sent to each authorized individual/entity

- Beneficiary
- Insurer (if the insurer is the debtor)
- Each individual/entity with a Verified Proof of Representation or Consent to Release for the case

Allow 3-5 days for system processing and additional time for postal delivery



**Slide notes**

The letter will be mailed to each authorized individual/entity

(i.e., the beneficiary, the insurer if the insurer is the debtor, and each individual/entity with a Verified Proof of Representation or Consent to Release on file for the case).

Please allow 3-5 days for the system to process this request and additional time for postal delivery.

Slide 22 - of 29

## Conditional Payment Letter

Case Information Page Updates	
Field	Value
Case Status	No change, remain as <i>Open</i>
Current Conditional Payment Amount	No change
Conditional Payment Amount Updated on	No Change
Conditional Payment Letter Mail Date	Date the letter was requested

**Slide notes**

The following updates will be made to the Case Information page:

- Case Status - No change, will remain as Open;
- Current Conditional Payment Amount - No change;
- Conditional Payment Amount Updated on - No change; and
- Conditional Payment Letter Mail Date is revised to the date the letter was requested.

Slide 23 - of 29

### Case Information

[Print this page](#)
[Quick Help : Help About This Page](#)

---

<p>Case ID: 2011222222222222                  Case Type: Liability Insurance                  Case Status: Demand Issued <a href="#">What is this?</a></p> <p>Beneficiary Medicare Number: ****67854                  Beneficiary DOB: mm/dd/yyyy                  Beneficiary Last Name: Last Name</p> <p>Recovery Agent Authorization: Proof of Representation                  Authorization Status: Verified</p> <p>Conditional Payment Notice Amount: \$500.00                  Conditional Payment Notice Mail Date: 06/16/2011                  Conditional Payment Notice Response Due Date: 07/31/2011</p>	<p>Rights and Responsibilities Letter Mail Date: 06/01/2010                  Date of Incident: 06/15/2009                  Industry Date of Incident: 06/15/2009 <a href="#">What is this?</a></p> <p>Conditional Payment Letter Mail Date: 06/01/2011                  Current Conditional Payment Amount: \$2800.00                  Conditional Payment Amount Updated on: 06/01/2011</p> <p>Demand Letter Mail Date: 06/01/2011                  Demand Amount: \$3754.00</p>
---	---

---

Final Conditional Payment Process

<p>Final Conditional Payment Process Initiated: 01/01/2006                  120 days' Notice of Anticipated Settlement Mail Date: 01/03/2006</p> <p>Final Conditional Payment Requested: 01/01/2006 14:55</p>	<p>Request Final Conditional Payment by: 04/02/2006</p> <p>Final Conditional Payment Status: Active</p> <p>Final Conditional Payment Status Date: 01/01/2006                  Final Conditional Payment Amount: \$3754.00</p>
---	---

---

**Please select an action from the following list. If the option is disabled (grayed out) it may not be available for the case at this time:**

- View / Request Authorizations
- Request an update to the conditional payment amount [What is this?](#)
- Request an electronic conditional payment letter with Current Conditional Payment Amount [What is this?](#)
- Request a mailed copy of the conditional payment letter [What is this?](#)
- Begin Final Conditional Payment Process and Provide 120 Days' Notice of Anticipated Settlement [What is this?](#)
- Calculate Final Conditional Payment Amount [What is this?](#)
- Request an electronic Dispute Denial for Final Conditional Payment Case Letter with Current Conditional Payment Amount [What is this?](#)
- View / Dispute Claims Listing [What is this?](#)
- View/Provide the Notice of Settlement Information [What is this?](#)
- Initiate Demand Letter [What is this?](#)

Cancel
Cancel

Slide notes

As previously noted, when the Request a mailed copy of the conditional payment letter action is selected, the MSPRP will NOT automatically update the Current Conditional Payment Amount.

To obtain an updated Conditional Payment letter that reflects an updated Conditional Payment Amount, select the Request an update to the conditional payment amount action first.

Wait until the Current Conditional Payment Amount on the Case Information page has been updated (generally 3-5 days).


Return to the Case Information page. When the Case Status has changed from Claim Retrieval back to Open, select Request a copy of the conditional payment letter.




Slide 24 - of 29

## Request Conditional Payment Letter when Conditional Payment is Zero


If you need a copy of the Conditional Payment letter and the conditional payment amount is zero, mail, fax, or phone your request



Liability Insurance, No-Fault  
Insurance, Workers'  
Compensation: NGHP  
PO Box 138832  
Oklahoma City, OK 73113



(405) 869-3309



(855) 798-2627

**Slide notes**

If you need a copy of the Conditional Payment letter and the conditional payment amount is zero, you must mail, fax, or phone your request to the following address/fax/phone:

Liability Insurance, No-Fault Insurance, Workers' Compensation: NGHP, PO Box 138832, Oklahoma City, OK 73113.

The Fax Number is (405) 869-3309 and the Phone Number is (855) 798-2627.

Slide 25 - of 29

## Conditional Payment Notice

If you receive a CPN, you have 30 calendar days to respond

If you agree with the Conditional Payment Amount on the CPN, you can initiate the demand letter early

**Slide notes**

The beneficiary will receive a Conditional Payment Notice (CPN) instead of a CPL when a settlement, judgment, award, or other payment has already occurred when the beneficiary first reports the case.

A CPN will also be issued to the beneficiary when the BCRC is notified of settlement, judgement, award or other payment through an insurer/workers' compensation entity's Medicare, Medicaid, and SCHIP Extension Act (MMSEA) Section 111 report.

The insurer will receive a CPN when the insurer has notified CMS that it has primary payment responsibility for certain care and Medicare has made conditional payments.

This notification may be through MMSEA Section 111 Reporting or other notification made to the BCRC (i.e., telephone call or written correspondence).

The CPN provides conditional payment information and advises what actions must be taken. After the CPN has been issued, the debtor has 30 days to respond before the demand will be issued.

However, if you receive a CPN and agree with the Conditional Payment Amount listed in the letter, you have the option to initiate the demand process early.

Slide 26 - of 29

### Case Information

[Print this page](#)    [Quick Help : Help About This Page](#)

<p>Case ID: 20116666666666666666                  Case Type: Lobby Insurance                  Case Status: Demand Issued <a href="#">What is this?</a></p> <p>Beneficiary Medicare Number: ****-7936                  Beneficiary DOB: mm/dd/yyyy                  Beneficiary Last Name: Last Name</p> <p>Recovery Agent Authorization: Proof of Representation                  Authorization Status: Verified</p> <p>Conditional Payment Notice Amount: \$500.00                  Conditional Payment Notice Mail Date: 08/18/2011                  Conditional Payment Notice Response Due Date: 07/31/2011</p>	<p>Rights and Responsibilities Letter Mail Date: 06/01/2010                  Date of Incident: 08/15/2009                  Industry Date of Incident: 08/15/2009 <a href="#">What is this?</a></p> <p>Conditional Payment Letter Mail Date: 06/01/2011                  Current Conditional Payment Amount: \$2908.00                  Conditional Payment Amount Updated on: 06/01/2011</p> <p>Demand Letter Mail Date: 06/01/2011                  Demand Amount: \$3754.00</p>
---	---

#### Final Conditional Payment Process

Final Conditional Payment Process Initiated : 01/01/2006	Request Final Conditional Payment by: 04/02/2006
120 days' Notice of Anticipated Settlement Mail Date: 01/03/2006	Final Conditional Payment Status: Active
Final Conditional Payment Requested: 01/01/2006 14:55	Final Conditional Payment Status Date: 01/01/2006
	Final Conditional Payment Amount: \$3754.00

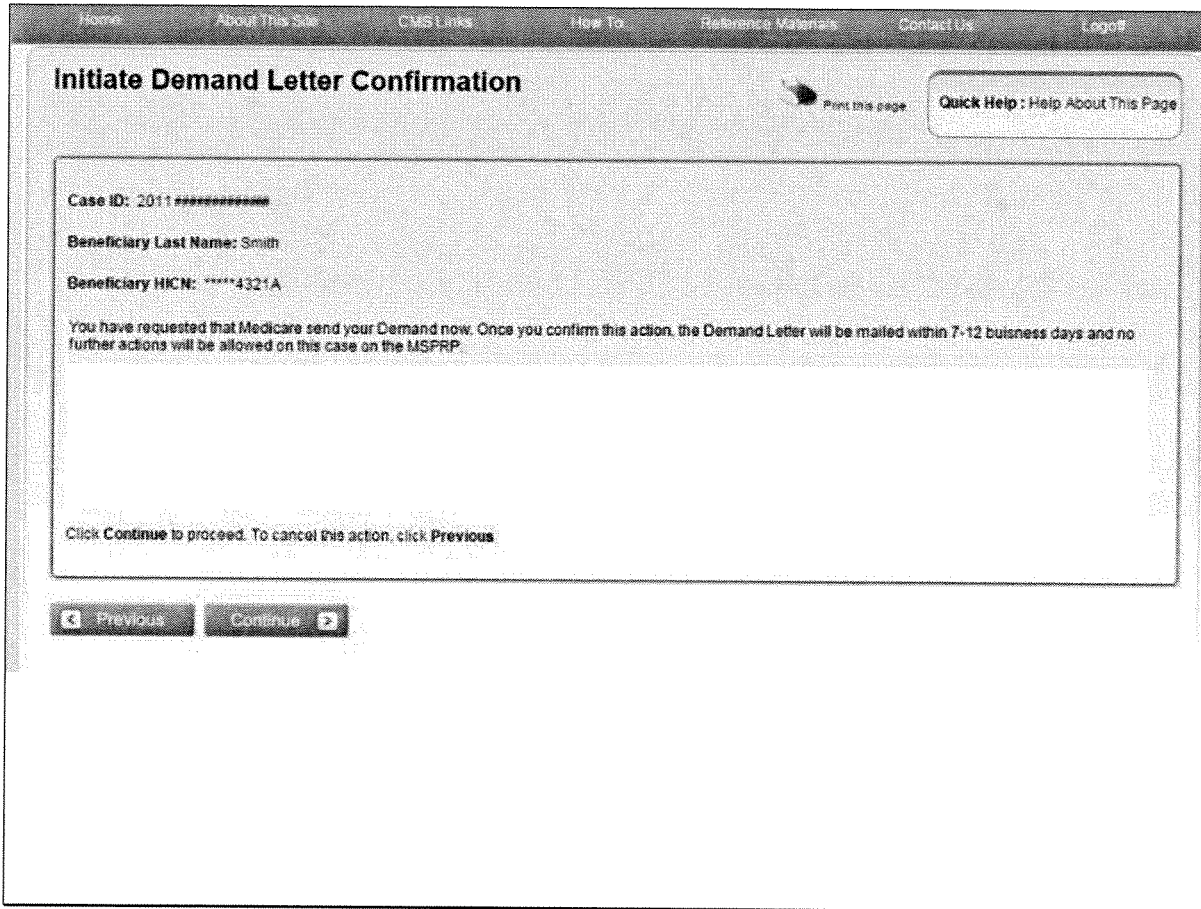
**Please select an action from the following list, if the option is disabled (grayed out) it may not be available for the case at this time:**

- View / Request Authorizations
- Request an update to the conditional payment amount [What is this?](#)
- Request an electronic conditional payment letter with Current Conditional Payment Amount [What is this?](#)
- Request a mailed copy of the conditional payment letter [What is this?](#)
- Begin Final Conditional Payment Process and Provide 120 Days' Notice of Anticipated Settlement [What is this?](#)
- Calculate Final Conditional Payment Amount [What is this?](#)
- Request an electronic Dispute Denial for Final Conditional Payment Case Letter with Current Conditional Payment Amount [What is this?](#)
- View / Dispute Claims Listing [What is this?](#)
- View/Provide the Notice of Settlement Information [What is this?](#)
- Initiate Demand Letter [What is this?](#)

Slide notes

Click the Initiate Demand Letter action on the Case Information page and click [Continue].

Slide 27 - of 29



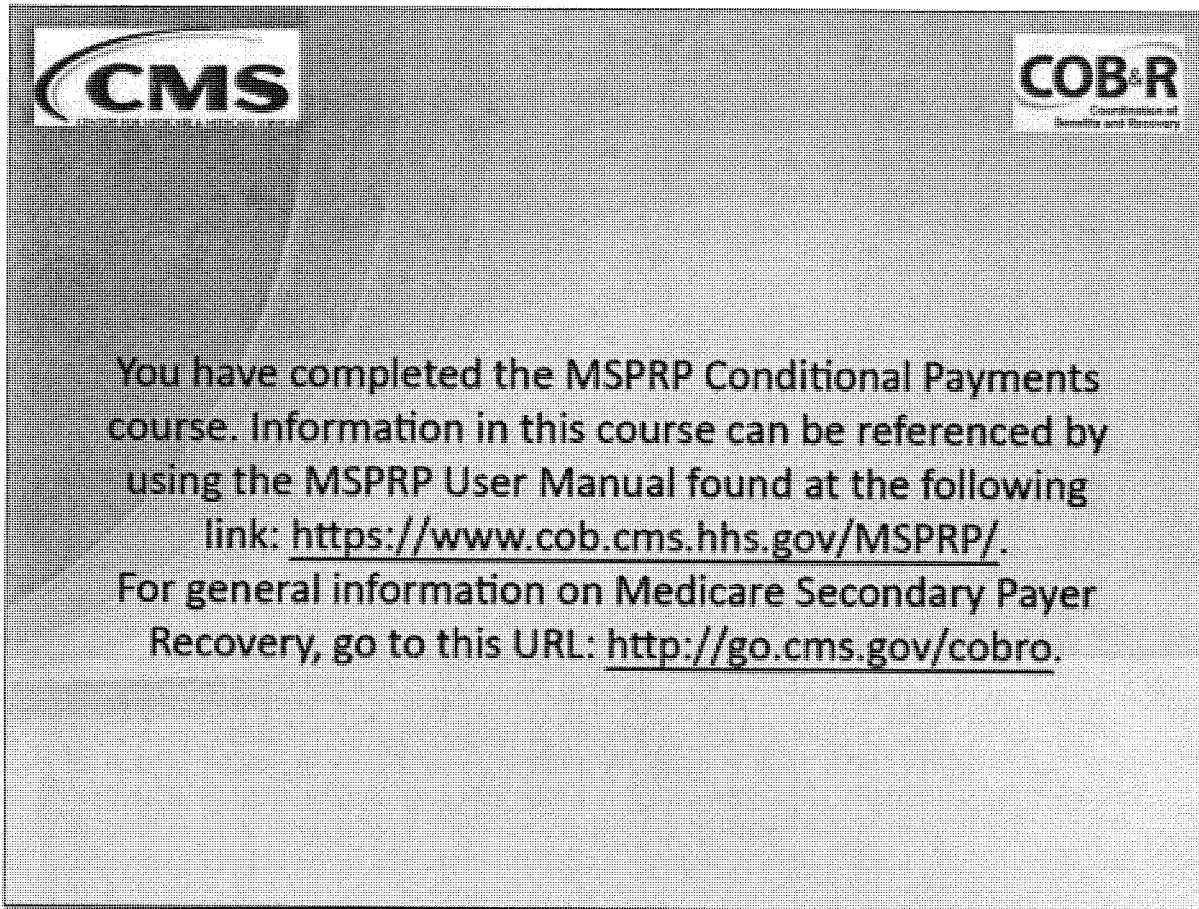
**Slide notes**

The Initiate Demand Letter Confirmation page displays. Click [Continue] to submit the request. The demand letter will be mailed to each authorized entity.

If the CPN was issued by the Benefits Coordination & Recovery Center (BCRC), please allow 7-12 business days for the system to process this request.

If the CPN was issued by the Commercial Repayment Center (CRC), please allow 10-15 business days for the system to process this request.

Slide 28 - of 29



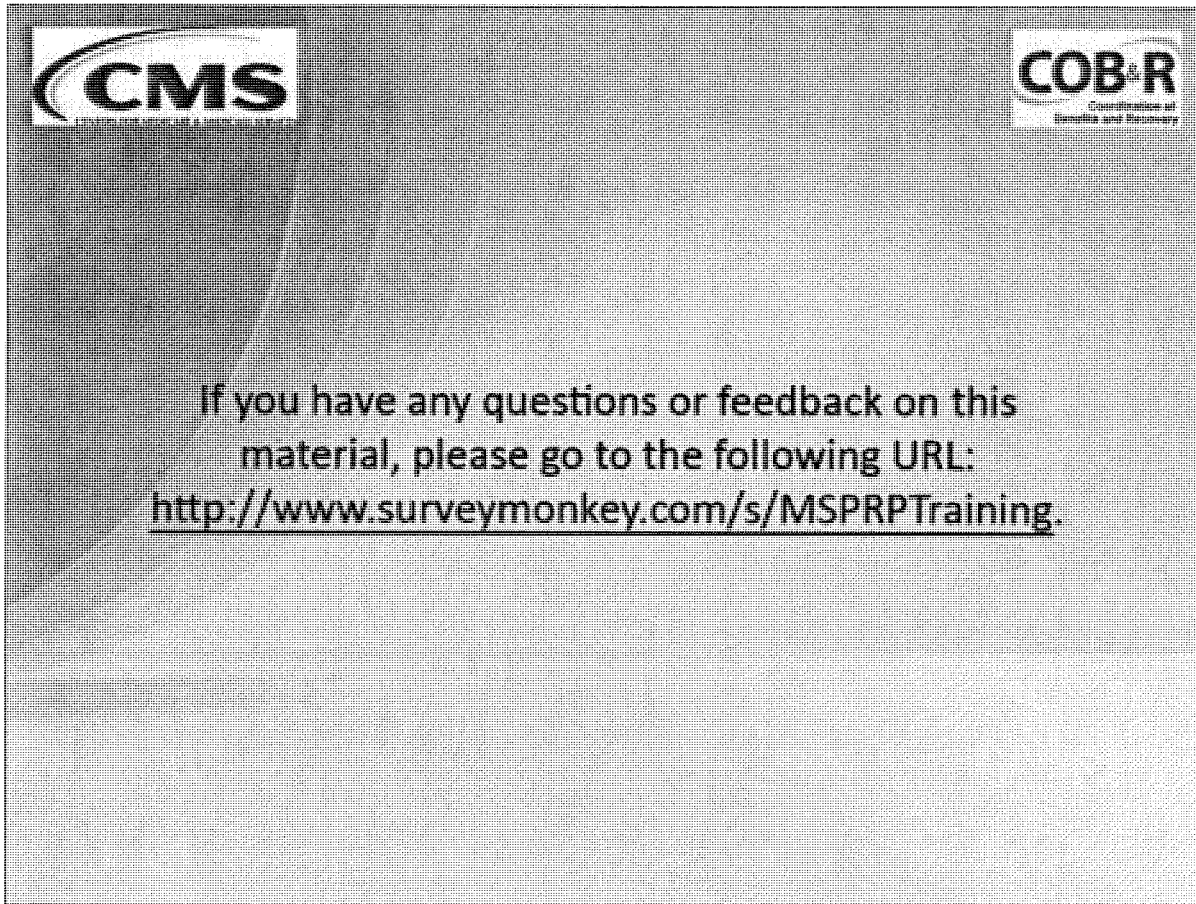
The slide features a light gray background with a subtle grid pattern. In the top left corner is the CMS logo, and in the top right corner is the COB&R logo with the text "Coordination of Benefits and Recovery" below it. The main text is centered and reads: "You have completed the MSPRP Conditional Payments course. Information in this course can be referenced by using the MSPRP User Manual found at the following link: <https://www.cob.cms.hhs.gov/MSPRP/>. For general information on Medicare Secondary Payer Recovery, go to this URL: <http://go.cms.gov/cobro>."

**Slide notes**

You have completed the MSPRP Conditional Payments course. Information in this course can be referenced by using the MSPRP User Manual found at the following link: <https://www.cob.cms.hhs.gov/MSPRP/>.

For general information on Medicare Secondary Payer Recovery, go to this URL: <http://go.cms.gov/cobro>.

Slide 29 - of 29



The slide features a light gray background with a subtle pattern. In the top left corner is the CMS logo, and in the top right corner is the COB&R logo, which includes the text "Coordination of Benefits and Recovery". The main text is centered and reads: "If you have any questions or feedback on this material, please go to the following URL: <http://www.surveymonkey.com/s/MSPRPTraining>."

**Slide notes**

If you have any questions or feedback on this material, please go to the following URL:  
<http://www.surveymonkey.com/s/MSPRPTraining>.